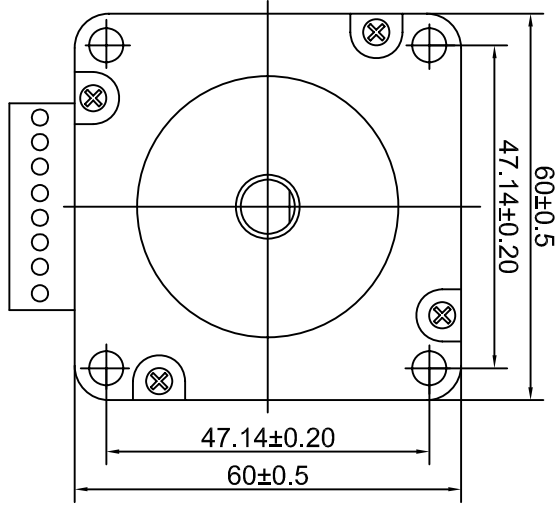
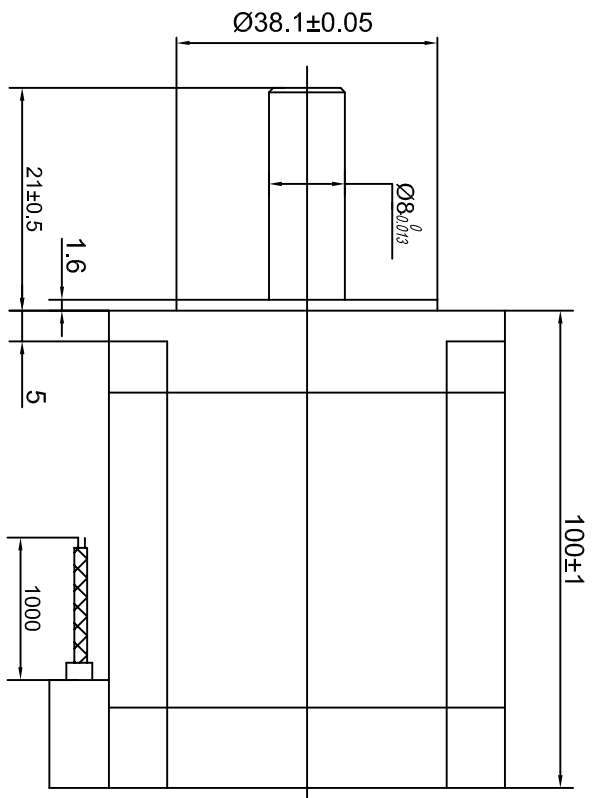


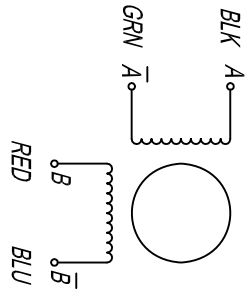
DIMENSIONS



SPECIFICATIONS *unit=mm*

PHASE	2	PHASE	COMMENT
STEP ANGLE	1.8±5%/STEP		
VOLTAGE	V 2.8		
CURRENT	4.0 A/PHASE		
RESISTANCE	0.7 ±10% Ω/PHASE		
INDUCTANCE	3.0 ±20% mH/PHASE		
HOLDING TOGQUE	400 N.cm		
DETENT TORQUE	N.cm		
INSULATION CLASS	B		
LEAD STYLE	FF46-1/0.5		

COLORS OF LEAD WIRES *BIPOLAR*



**M60STH100-4004S**

SPECIFICATION

TAG	PLACE	CHANGE	NAME	DATE
DESIGN		STD		July 2009
CHECK		APPROVE		
PROC.				

DESIGN MASS PLATE SCALE  
 PROC. NR PAGE  
 Motion Control Products Ltd

1	2	3	4	5	6	7	8
---	---	---	---	---	---	---	---